

# LEAVERTON SPECTRUM I & II







RIMPAU AVE. / OLYMPIC DR./ CALIFORNIA AVE.  
CORONA, CA

## INDUSTRIAL/OFFICE SPACE AVAILABILITY SUMMARY

April-2025



Building Address	Suite #	Square Footage	Base Rate/ \$PSF	CAM/ \$PSF	Monthly Rent+CAM	Avail.	Terms	Description
1705 Rimpau Avenue	103	1,140	\$1.48	\$0.14	\$1,847.00	Now	24-36 Months	Warehouse Unit+Reception Area+1 Office+1 Restroom+1 Overhead W/H Door



### For Leasing Information Please Contact:

LEASING OFFICE - 4055 E. LA PALMA AVE. - SUITE H-1, ANAHEIM, CA 92807

PHONE - 714.237.7032 FAX 714.632.6966

Solita Hart (shart@cedarrem.com) Ext. 101

Tatiana Blanco (tblanco@cedarrem.com) Ext. 100



The information above has been obtained from sources deemed reliable. While we do not doubt its accuracy, we have not verified it and make no guarantee, warranty or representation about it. It is your responsibility to independently confirm its accuracy